

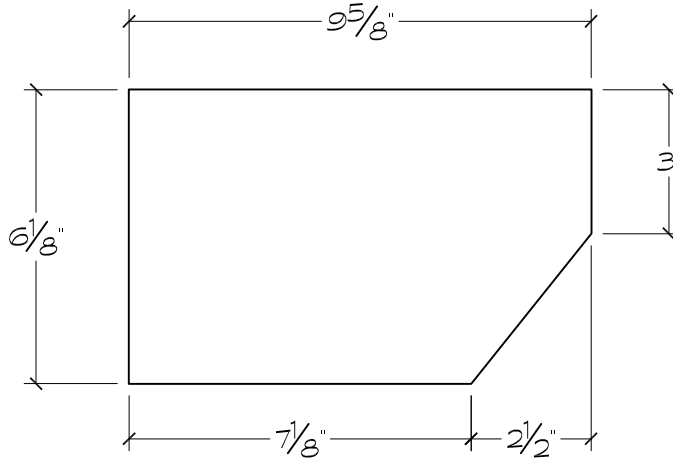
Harvey Cement Products, Inc.

Since 1947

16030 Park Avenue, Harvey, IL 60426

Ph: 708.333.1900 F: 708.333.1910


www.harveycement.com




CROSS SECTION

① **PROFILE HS**
 ARCH REF:
 SCALE: 3"=1'-0"


FRONT VIEWS



STRAIGHT



LEFT END RETURN



RIGHT END RETURN

DRIP EDGE - OPTIONAL

Profile ID

HS

SUGGESTED USE

Sill	
Transition Band	
Coping	
Cap	
Band	
Field	
Cornice	x

**TYPE / SIZE
 AVAILABILITY**

TYPE	LENGTH(S)
Straight	23 5/8"
Left End Return	25 5/8"
Right End Return	25 5/8"